

EDV Series Solenoid Electric Drain Valves

Eliminate condensate in your air lines.

Cooling, drying and filtering your compressed air is only part of the air treatment process. A 100 SCFM system operating at 100 PSIG and in ambient conditions of 70°F with 50% RH, produces 2 ½ gallons of condensate each 8-hour shift which must be drained prior to filters and dryers.

The inexpensive EDV Solenoid drain valve automatically removes condensate from your air system and has an integral strainer to prevent clogging. The EDV saves time by eliminating the need for manual draining. With adjustable valve open and cycle times, all EDV Series drain valves can be set for your operating conditions. The valve open time may be set for 1 to 60 seconds and the cycle time may be set for 1 to 60 minutes.

The EDV series are ideal for:

- Filters
- Drop legs
- Receivers
- Separators
- After-coolers
- Refrigerated Dryers

F E A T U R E S

Indoor or outdoor installation

Lexan enclosure

Standard units rated to 230 PSIG

Solid state timer



BENEFITS OF THE EDV SERIES

Reliable // Affordable // Easy to use

vanairsystems.com

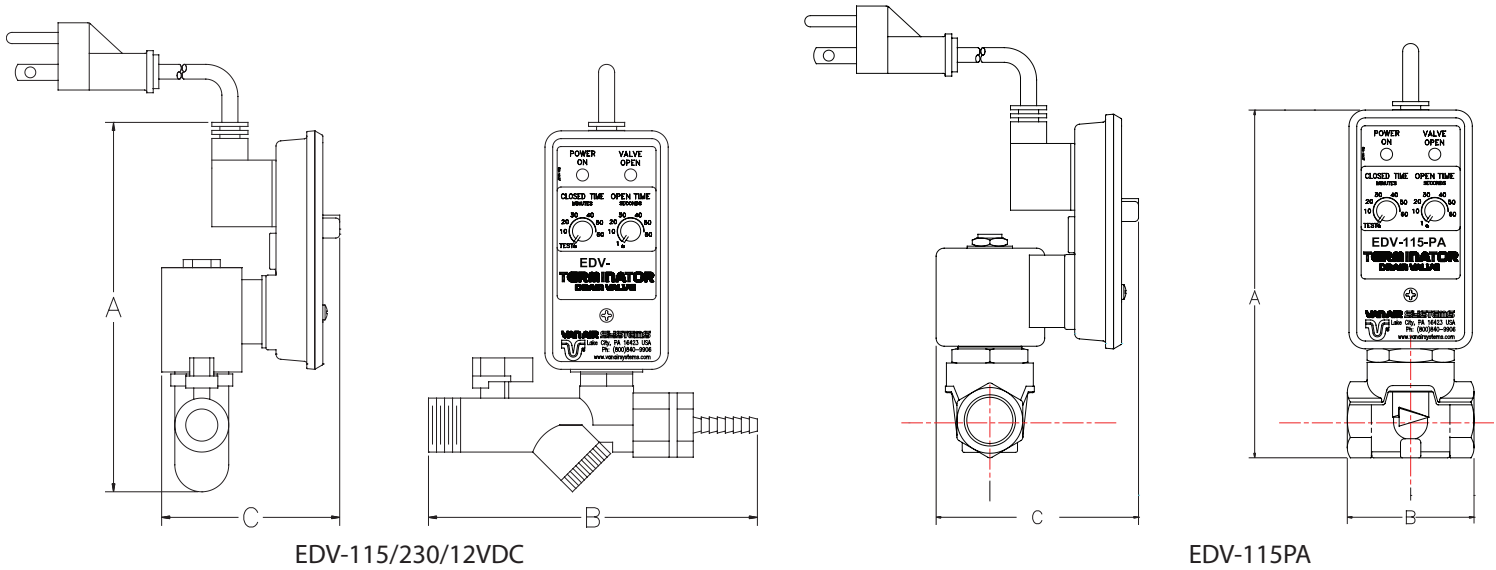
STANDARD EQUIPMENT

- Cycle time (valve closed): 1 to 60 min.
- Open time: 1 to 60 sec.
- Powercord with plug
- Lexan enclosure
- Brass valve body
- Test function
- Integral ball type manual isolation valve
- Stainless steel integral strainer
- Removable outlet barb fitting: 3/8" ID tubing or hose

DIMENSIONS & SPECIFICATIONS

Model No.	A		B		C		Dual Inlet Conn.	Outlet Conn	Working Pressure Range PSIG / BARG	Electrical V-PH-HZ	Current AMPS	Fluid Temp. Range °F / °C	Weight	
	in	cm	in	cm	in	cm							lbs	kg
EDV-115	5 3/4	15	5 1/8	13	2 3/4	7	1/4" NPT (F) 1/2" NPT (M)	1/2" NPT	230 / 15.6	115-1-50/60	0.228	32-176 / 0-80	1.7	.77
EDV-230	5 3/4	15	5 1/8	13	2 3/4	7	1/4" NPT (F) 1/2" NPT (M)	1/2" NPT	230 / 15.6	230-1-50/60	0.115	32-176 / 0-80	1.7	.77
EDV-12VDC	5 3/4	15	5 1/8	13	2 3/4	7	1/4" NPT (F) 1/2" NPT (M)	1/2" NPT	230 / 15.6	12V DC	0.930	32-176 / 0-80	1.7	.77
EDV-115PA*	5 7/16	14	2	5	3 1/16	8	1/2" NPT	1/2" NPT	230 / 15.6	115-1-60	0.060	32-210 / 0-99	1.7	.77

*EDV-115PA is pilot assisted for positive opening & closing. It does not include isolation valve with strainer or outlet hose barb connection.



EDV-115/230/12VDC

EDV-115PA

2950 Mechanic Street, Lake City, PA 16423, USA | Toll Free Phone 800-840-9906 | Corporate Fax 814-774-0778 | Order Entry Fax 814-774-3482

Distributed By:





EDV Series - PDF Downloads

Installation, Operation and Maintenance Manuals

EDV-115, 230, 12VDC

EDV-115-PA



Sales Drawings

EDV-115, 230, 12VDC

EDV-115-PA

