



AMD-100
Dew Point Monitor

The AMD-100 is a compact, easy to install and operate, compressed air line dew point monitor. The instrument incorporates a digital display and a sensor to measure dew point.

The AMD-100 is designed for use in a wide variety of applications ranging from automotive, and similar, paint spray operations to wood finishing. This monitor can be used in virtually any commercial or industrial process that requires dew point monitoring of compressed air.

Standard Features

- Compact Design
- Digital Display
- 4-20 mA Output
- High Integrity Polycarbonate Enclosure
- 120 VAC Plug Supplied, 24 VDC Optional
- 2 Levels of Alarms
- Visual Alarms
- High Capacity Relays
- Protected Maintenance Functions
- User Programmable Alarms & Relays

AMD-100

DMT152 Transmitter Used for Desiccant Dryers

-112°F...+68°F (-80°C...+20°C)

- Highly accurate: $\pm 2^{\circ}\text{C}$ ($\pm 3.6^{\circ}\text{F}$) adsorbent dryer measurement range
- Pressure up to 725 PSI (50 bar)
- DRYCAP® sensor technology



DMT-152

AMD-102

DMT132 Transmitter Used for Refrigerant Dryers

-4°F...+122°F (-20°C...+50°C)

- Highly accurate: $\pm 1^{\circ}\text{C}$ ($\pm 1.8^{\circ}\text{F}$) refrigerant dryer measurement range
- Pressure up to 290 PSI (20 bar)
- HUMICAP® sensor technology
- Excellent long-term stability
- Resistant to compressor oil



DMT-132

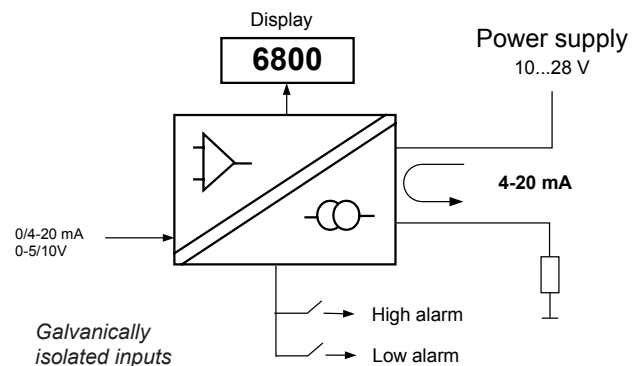
AMD-100 SERIES Model Comparison

Model	Dryer Type	Dew Point Instrument	Sensor Range	Max. PSI*
AMD-100	Desiccant	DMT-152	-112°F - 68°F	725 psig
AMD-102	Refrigerated	DMT-132	-4°F - 122°F	290 psig

* Consult Aircel for Pressures Over 725 PSIG

Due to a continuous program of product improvement, specification and dimensions are subject to change without notice.

2-wire indicator with 4-20 mA output



AMD-100 SERIES TECHNICAL SPECIFICATIONS



AMD-100 SERIES Model Comparison

AMD-100 Series

Alarm Adjustment: Both alarms are user adjustable
 Display: 4 Character, high contrast dot matrix LCD with backlight
 Response Time: $t_{90} = 30$ sec
 Accuracy: +/- 10% of reading
 Temperature Range: 32° to 104° F (0° to +40° C)

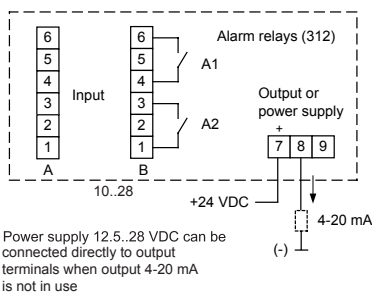
General

Display: 4 digits red LED
 Power supply range: 12.5-28VDC
 Maximum load: See table below
 Galvanic isolation: 2000 VDC/ 1 min.
 Measuring rate: 3...4 samples/s.
 AD-converter: 16 bit
 Operating temperature: (0..60°C) 32°F...140°F
 Storage temperature: (-20...+70°C) -40°F...158°F
 Humidity (non condensing): 0..95 %RH
 Weight: 250 g (instrument only)
 Terminals: Max. 2.5 mm²

Process Input

Current: 0..20 mA, 4..20 mA, -20..+20 mA
 Voltage: 0..5 V, 0..10 V, -10..+10V
 Display scaling: freely scaleable by front keys
 Input resistance: 5 ohm (current), 1 Mohm (voltage)

Connections



Outputs: Relays: 2 10A SPDT contacts, 3 gas alarms and 1 fault. Analog: 4-20mA
 Power: 120 VAC, or 24 VDC, 15W
 Power Connection: Supplied with strain relief for 0.20 to 0.35 inch diameter cable
 Inlet Air Line Connection: 1/4" compression fitting S.S
 Enclosure: Polycarbonate

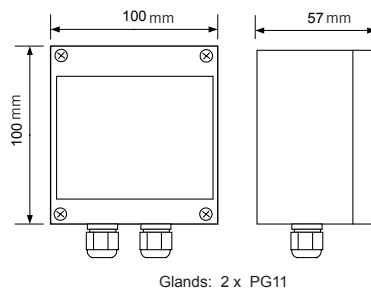
Output

2-wire output: 4-20 mA
 Straight and reversed: 4-20 mA or 20-4 mA
 Accuracy: 0.1 % of span
 Output-DAC: 12 bit
 Output limiter: 21 mA (typical)
 Sensor break indication: 3.5 or 21 mA

Alarms

Alarm relays: 2 solid state relays (SSR), max. 250 VAC, 150 mA
 Alarm reset: Automatic or manual (hold)
 Hysteresis: Selectable 0..100 %
 Alarm types: Low or high alarm (NO or NC) Only one relay can be energized at a time

Enclosure Dimensions



Maximum output load

